

# 12K SCISSOR




**WHEEL ALIGNMENT LIFT**

**ENGINEERING UNLEASHED™**

# 12K SCISSOR


# ENHANCED EFFICIENCY SUPERIOR PERFORMANCE

The Hofmann® 12k Scissor alignment lift stands as a testament to both engineering expertise and automotive service efficiency. With its 12,000-pound load-bearing capacity, this lift exudes the epitome of ruggedness and durability. Its open-front design redefines accessibility standards, granting mechanics and technicians unfettered access to alignment service and calibration areas. This ergonomic and intuitive layout not only enhances productivity but also ensures precise alignment work, making it an indispensable asset in the modern automotive service workshop.




## FLUSH OR SURFACE MOUNT

Maximize workspace space with a flush mount installation that seamlessly integrates into your shop and discreetly retracts into the floor when not in use. Surface mount installations are cost-effective and known for their stability, low profile, ease of use, and reliability, making them valuable tools in any automotive repair shop.




## INTEGRATED REAR SYNCHRONIZATION BAR

A sturdy, high-strength steel rod supports steady vertical motion during operational procedures.



## DRIVE-THROUGH OPTION

Enhance your lift's functionality by adding an additional set of ramps, enabling vehicles to exit from the front without the need for reverse maneuvering.



## RETRACTABLE RAMPS

Approach ramps extend to a generous 87 inches to accommodate vehicles with low profiles, and they retract to a compact 35 inches when not in active use to optimize space efficiency.

### TECHNICAL SPECIFICATIONS

Air Supply Required	90-140 PSI   5-10 CFM
Configuration	Frente Abierto
Lifting Capacity	12,000 lbs.   5,443kg
Lifting Time	95 seconds
Max Lifting Height	70"   178cm
Minimum Recommended Bay Size WxL	15'x25'   457x762cm
Overall Height	70"   178cm
Power Supply	230V 60Hz 1Ph 20A 2HP / 1.5KW



### FIND A DISTRIBUTOR

<https://hofmann-equipment.com/la-en/distributor>



Snap-on® Total Shop Solutions offers a wide range of garage equipment solutions for workshops, garages, car dealers and tire shops, thanks to the specific solutions provided by its portfolio of premium brands. Hofmann® is a brand of TSS and is committed to product innovation and improvement. Therefore, specifications listed in this sell sheet may change without notice. ©2024 Snap-on Incorporated. Hofmann® is a trademark, registered in the United States and other countries, of Snap-on Incorporated. All rights reserved. All other marks are marks of their respective holders. sslr23050 (LA en) 3/2024

LATIN AMERICA  
+1 501 505 2794

**HOFMANN**  
HOFMANN-EQUIPMENT.COM